

Instruction Manual for 90558 Bed Lever



The 90558 Bed Lever is designed as an aid for getting on and off of the bed frame. The occupant of the bed can also use the lever to aid re-positioning when lying in bed.

The bed lever is designed to fit beds with 2" x 1" rectangular side tubes.

The 90558 Bed lever has been designed specifically to be used on the Freedom II bed range.

Height (from top of mattress platform): 630mm
Depth (from outside of mattress platform): 93mm
Width: 286mm
Weight: 3.1Kg

Safety Warnings

- Do** ensure there is no risk of the occupant becoming trapped between the bed lever and headboard
- Do** ensure the securing clamps are tight and are checked on a regular basis
- Do Not** allow the bed lever to cause an increased risk to the patient

It is important that an individual risk assessment is performed for each user on a case by case basis. This is required to assess both the suitability of the bed lever for a particular client and the compatibility between the bed lever and the bed it is being fitted to.

Max. User Weight 160Kg

If you are in any doubt about the suitability or fitting of the bed lever always seek expert advice

Fitting the Bed Lever

- Slide the silver hook brackets onto the frame clamps (one bracket per clamp) and screw the handwheels in place, as shown in figure 1.
- Loosen the two handwheels sufficiently to allow the frame clamps and hook brackets to fit over the side tubes of the bed frame, as shown in figure 2.
- Important:** The bed lever should either be positioned less than 60mm from the headboard or greater than 318mm from the headboard. See figure 3.
- Tighten both handwheels. Ensure that the bed lever is secured to the frame as highlighted in figure 2.

Fig 1: Fitting hook brackets

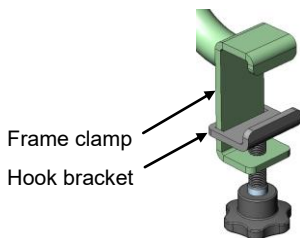


Fig 2: Fitting bed lever

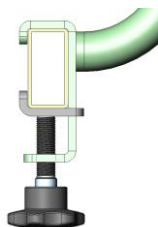
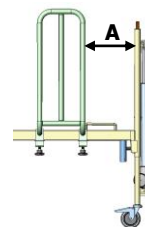


Fig. 3: Positioning



Distance 'A' to be less than 60mm or greater than 318mm

Removing the Grab Handle

- Loosen both handwheels sufficiently to allow the hook brackets to disengage from the side tube.
- Remove grab handle from the bed.

Cleaning

To clean the bed lever, wipe it down with a slightly moistened cloth using a mild detergent. Dry thoroughly. It is not recommended that bleach is used as it may cause marking to the frame.