


Bed Grab Rail 90521



Description:


The 90521 Bed Grab Rail provides support when getting into and out of bed. It is designed for use on divan style beds and is suitable for use on single, double or king-size beds. This all-metal grab rail is simple to assemble and dismantle without the need for any tools. It can be flattened for ease of storage and is a handy device to take with you on your holidays.

Specification:


Width	365 mm (14.5")
Length	620 mm (24.5")
Handle Height	470 mm (18.5")
Product Weight	3.1 kg
Max User Weight	160 kg (25 stone)

Assembly

The 90521 Bedrail is supplied in two sections (1) The Handle Section & (2) The Base Section along with a small bag containing two E-Clips to lock the two sections together. (See Photo on next page)



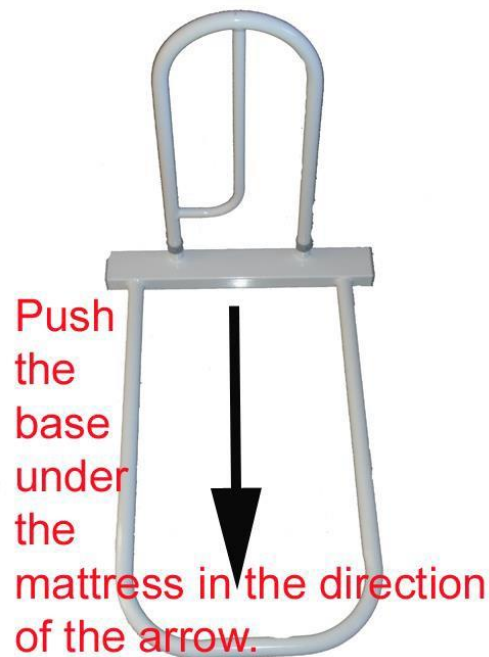
1. Place the base section on the floor with the studs facing up. (See photo below)



2. Take the handle section & place the bottom of the tubes over the studs on the base. You will need to pull one of the handle tubes very slightly to get the tube to move into place over both studs. When both tubes are over the studs, push the handle down to the bottom of the studs. (See photo below)



3. Place the E-Clips through the tubes & studs with the pins of the clips facing towards the front of the base.
4. Pick the 90521 Bed rail up & push the base with the curved section under the mattress, until the handle is flush with the edge of the mattress. (See photo below)



Cleaning:

The 90521 Bed Grab rail can be cleaned using a damp cloth with any mild detergent. **Do Not** use any type of abrasive on this product. After cleaning, dry with a clean dry cloth.